


**MUNICIPALIDAD DE RINCON
DE LOS SAUCES
PROVINCIA DEL NEUQUEN**



**"EJECUCIÓN PRESUPUESTARIA
DE RECURSOS"**

AÑO 2022

Estado de Ejecución de Recursos

Por Rubro

Impreso por MROJAS

27/04/2023 13:18

EJERCICIO 2022 DEL 01/01/2022 AL 31/12/2022, UA: 1, Jurisdicción: 111100000 - 111299999
 FF: Todas, Recurso: 11110000 - 33469999. Saldo Percibido sobre Vigente, Incluye Recuros Figurativos

Jurisdicción / Recurso	Programado	Modificado	Vigente	Devengado	Percibido	Saldo
1.1.1.1.00.00.00 Departamento Ejecutivo Municipal	1,678,251,000.00	2,365,375,901.33	4,043,626,901.33	- 13,302,940.18	3,096,916,023.29	946,710,878.04
11.0.0.00.00 Ingresos Tributarios	862,700,000.00	229,704,470.00	1,092,404,470.00	- 3,240,232.39	1,090,906,066.95	1,498,403.05
11.1.0.00.00 De Origen Nacional	120,000,000.00	26,757,982.00	146,757,982.00	- 174,776.05	146,757,981.93	0.07
11.1.1.00.00 Coparticipación Federal de Impuestos Ley 23.548	120,000,000.00	26,757,982.00	146,757,982.00	- 174,776.05	146,757,981.93	0.07
11.2.0.00.00 De Origen Provincial	218,500,000.00	86,511,986.00	305,011,986.00	0.00	305,011,985.48	0.52
11.2.1.00.00 Coparticipación de Impuestos Provinciales Ley N° 2.148	210,000,000.00	86,282,503.00	296,282,503.00	0.00	296,282,502.80	0.20
11.2.2.00.00 Impuesto Inmobiliario s/Ley N° 2.495	8,500,000.00	229,483.00	8,729,483.00	0.00	8,729,482.68	0.32
11.3.0.00.00 De Origen Municipal	524,200,000.00	116,434,502.00	640,634,502.00	- 3,065,456.34	639,136,099.54	1,498,402.46
11.3.1.00.00 Impuestos	180,000,000.00	13,684,654.00	193,684,654.00	- 48,186.50	193,684,653.29	0.71
11.3.2.00.00 Tasas Municipales	330,000,000.00	100,358,612.00	430,358,612.00	- 3,017,269.84	430,358,611.92	0.08
11.3.3.00.00 Derechos	12,000,000.00	257,724.00	12,257,724.00	0.00	12,257,723.24	0.76
11.3.4.00.00 Contribuciones	2,200,000.00	2,133,512.00	4,333,512.00	0.00	2,835,111.09	1,498,400.91
13.0.0.00.00 Ingresos No Tributarios	376,690,000.00	295,201,173.00	671,891,173.00	- 101,650.00	671,522,155.15	369,017.85
13.2.0.00.00 Canon	96,100,000.00	125,071,961.00	221,171,961.00	0.00	221,171,959.89	1.11
13.2.1.00.00 Canon EPEN	96,100,000.00	110,701,913.00	206,801,913.00	0.00	206,801,912.10	0.90
13.2.6.00.00 Convenio Loterías y Casinos	0.00	14,370,048.00	14,370,048.00	0.00	14,370,047.79	0.21
13.4.0.00.00 Regalías	236,000,000.00	121,218,740.00	357,218,740.00	0.00	357,218,739.02	0.98
13.4.1.00.00 Regalías Hidrocarbúferas	236,000,000.00	121,218,740.00	357,218,740.00	0.00	357,218,739.02	0.98
13.6.0.00.00 Multas	26,050,000.00	10,857,187.00	36,907,187.00	0.00	36,543,572.90	363,614.10
13.6.1.00.00 Infracciones de tránsito	10,000,000.00	- 2,054,417.00	7,945,583.00	0.00	7,945,582.95	0.05
13.6.2.00.00 Infracciones de comercio	650,000.00	757,239.00	1,407,239.00	0.00	1,407,238.98	0.02
13.6.3.00.00 Recargos e Intereses	8,150,000.00	508,104.00	8,658,104.00	0.00	8,658,103.91	0.09
13.6.4.00.00 del Tribunal de Fallos	6,000,000.00	10,869,792.00	16,869,792.00	0.00	16,869,791.98	0.02
13.6.5.00.00 Ingresos por Juicios	1,250,000.00	376,469.00	1,626,469.00	0.00	1,626,468.20	0.80
13.6.6.00.00 violencia familiar y otros Concejo de la de mujer	0.00	400,000.00	400,000.00	0.00	36,386.88	363,613.12
13.8.0.00.00 IVA Debito	5,750,000.00	- 183,556.00	5,566,444.00	0.00	5,566,443.97	0.03
13.9.0.00.00 Otros Ingresos No Tributarios	12,790,000.00	38,236,841.00	51,026,841.00	- 101,650.00	51,021,439.37	5,401.63
13.9.1.00.00 Ingresos Administrativos Contribución Bomberos	330,000.00	- 311,087.00	18,913.00	0.00	18,912.11	0.89
13.9.2.00.00 VENTA PLIEGOS	285,000.00	140,000.00	425,000.00	0.00	425,000.00	0.00
13.9.4.00.00 Cine, teatro y seminario	475,000.00	3,940,363.00	4,415,363.00	- 101,650.00	4,415,362.50	0.50
13.9.5.00.00 Convenio Examen Psicofísico Carnet Conducir	11,700,000.00	4,433,916.00	16,133,916.00	0.00	16,133,915.56	0.44



Estado de Ejecución de Recursos

Por Rubro

Impreso por MROJAS

EJERCICIO 2022 DEL 01/01/2022 AL 31/12/2022, UA: 1, Jurisdicción: 111100000 - 1112999999
 FF: Todas, Recurso: 11110000 - 33469999, Saldo Percibido sobre Vigente, Incluye Recursos Figurativos

27/04/2023 13:18

Jurisdicción / Recurso	Programado	Modificado	Vigente	Devengado	Percibido	Saldo
13.9.6.00.00 Concesion Kiosco, Confliteria CINE	0.00	500.00	500.00	0.00	500.00	0.00
13.9.8.00.00 por espectaculos y eventos	0.00	28,322,734.00	28,322,734.00	0.00	28,322,734.00	0.00
13.9.9.00.00 DTROS INGRESOS	0.00	1,710,415.00	1,710,415.00	0.00	1,705,015.20	5,399.80
14.0.0.00.00 Venta de bienes y servicios de la administración pública municipal	710,000.00	- 343.00	709,657.00	0.00	709,056.82	600.18
14.1.0.00.00 Venta de bienes	200,000.00	- 197,000.00	3,000.00	0.00	2,400.00	600.00
14.1.2.00.00 Venta de Agua Potable	100,000.00	- 97,000.00	3,000.00	0.00	2,400.00	600.00
14.1.3.00.00 Venta de Agua Industrial	100,000.00	- 100,000.00	0.00	0.00	0.00	0.00
14.2.0.00.00 Venta de Servicios	510,000.00	196,657.00	706,657.00	0.00	706,656.82	0.18
14.2.1.00.00 Servicio Conexión de Cloacas	100,000.00	- 37,450.00	62,550.00	0.00	62,550.00	0.00
14.2.2.00.00 Servicio Conexión de Agua	150,000.00	- 77,843.00	72,157.00	0.00	72,156.82	0.18
14.2.4.00.00 Venta de Servicios de Maquinarias y Camiones	260,000.00	311,950.00	571,950.00	0.00	571,950.00	0.00
16.0.0.00.00 Rentas de la propiedad	0.00	85,846,576.00	85,846,576.00	0.00	85,846,575.10	0.90
16.2.0.00.00 Intereses por depósitos	0.00	85,846,576.00	85,846,576.00	0.00	85,846,575.10	0.90
17.0.0.00.00 Transferencias corrientes	222,100,000.00	1,296,602,688.00	1,518,702,688.00	- 9,961,057.79	1,008,099,442.07	510,603,245.93
17.1.0.00.00 Del Sector Privado	7,850,000.00	14,466,842.00	22,316,842.00	- 56,336.79	15,753,812.29	6,563,029.71
17.1.3.00.00 De Empresas Privadas	7,850,000.00	14,523,178.00	22,373,178.00	0.00	15,810,149.08	6,563,028.92
17.1.4.00.00 Sobrante de Caja	0.00	- 56,336.00	- 56,336.00	- 56,336.79	- 56,336.79	0.79
17.2.0.00.00 Del Sector Público Nacional	14,250,000.00	- 6,045,129.00	8,204,871.00	0.00	8,204,870.44	0.56
17.2.1.00.00 De administración central nacional	14,250,000.00	- 6,545,129.00	7,704,871.00	0.00	7,704,870.44	0.56
17.2.2.00.00 De instituciones descentralizadas nacionales	0.00	500,000.00	500,000.00	0.00	500,000.00	0.00
17.3.0.00.00 Del Sector Público Provincial	200,000,000.00	1,288,125,833.00	1,488,125,833.00	- 9,904,721.00	984,085,617.81	504,040,215.19
17.3.1.00.00 De la administración central provincial	200,000,000.00	1,274,265,833.00	1,474,265,833.00	- 9,904,721.00	976,085,617.81	498,180,215.19
17.3.6.00.00 De la administración Legislativa Provincial	0.00	13,860,000.00	13,860,000.00	0.00	8,000,000.00	5,860,000.00
17.8.0.00.00 Apoyo a la Economía Social	0.00	55,142.00	55,142.00	0.00	55,141.53	0.47
19.0.0.00.00 Ingresos a Imputar	2,900,000.00	1,533,114.00	4,433,114.00	0.00	4,433,113.50	0.50
21.0.0.00.00 Recursos propios de capital	26,460,000.00	- 450,102.00	26,009,898.00	0.00	26,009,894.47	3.53
21.1.0.00.00 Venta de activos	6,250,000.00	939,578.00	7,189,578.00	0.00	7,189,577.77	0.23
21.1.1.00.00 Venta de tierras y terrenos	6,250,000.00	939,578.00	7,189,578.00	0.00	7,189,577.77	0.23
21.4.0.00.00 Recuperación de Obras Públicas	20,210,000.00	- 1,389,680.00	18,820,320.00	0.00	18,820,316.70	3.30
21.4.1.00.00 Recupero Extencion Red de Gas	300,000.00	- 300,000.00	0.00	0.00	0.00	0.00
21.4.2.00.00 Recuperación Obras P de Electrificación	2,250,000.00	- 613,280.00	1,636,720.00	0.00	1,636,719.74	0.26

Estado de Ejecución de Recursos
Por Rubro

Impreso por MROJAS
27/04/2023 13:18

EJERCICIO 2022 DEL 01/01/2022 AL 31/12/2022, UA: 1, Jurisdicción: 1111000000 - 1112999999
FF: Todas, Recurso: 11110000 - 33469999, Saldo Percibido sobre Vigente, Incluye Recuros Figurativos




Jurisdicción / Recurso	Programado	Modificado	Vigente	Devengado	Percibido	Saldo
21.4.3.00.00 Recuperación Obras Públ. Cloacas	3,500,000.00	- 644,638.00	2,855,362.00	0.00	2,855,361.60	0.40
21.4.4.00.00 Recuperación de Obras Públ. Agua	1,150,000.00	237,889.00	1,387,889.00	0.00	1,387,888.19	0.81
21.4.5.00.00 Recuperación de Obras de Pavimento	9,450,000.00	- 685,708.00	8,764,292.00	0.00	8,764,291.52	0.48
21.4.6.00.00 Recupero Otras Obras	100,000.00	- 100,000.00	0.00	0.00	0.00	0.00
21.4.8.00.00 Recupero Obras Cloacas y Agua Loteo Rincón I	560,000.00	- 401,436.00	158,564.00	0.00	158,563.57	0.43
21.4.9.00.00 Recupero Obra Gas B° 26 de Abril y Dr R Fañaloro	2,900,000.00	1,117,493.00	4,017,493.00	0.00	4,017,492.08	0.92
22.0.0.00.00 Transferencias de capital	157,500,000.00	486,129,325.33	643,629,325.33	0.00	209,389,719.23	434,239,606.10
22.1.0.00.00 Del Sector Privado	7,500,000.00	1,155,000.00	8,655,000.00	0.00	5,147,760.00	3,507,240.00
22.1.2.00.00 De instituciones privadas sin fines de lucro	1,500,000.00	0.00	1,500,000.00	0.00	0.00	1,500,000.00
22.1.3.00.00 De empresas privadas	6,000,000.00	1,155,000.00	7,155,000.00	0.00	5,147,760.00	2,007,240.00
22.2.0.00.00 Del Sector Público Nacional	100,000,000.00	446,860,107.33	546,860,107.33	0.00	116,127,741.23	430,732,366.10
22.2.1.00.00 De la administración central nacional	100,000,000.00	446,860,107.33	546,860,107.33	0.00	116,127,741.23	430,732,366.10
22.3.0.00.00 Del Sector Público Provincial	50,000,000.00	38,114,218.00	88,114,218.00	0.00	88,114,218.00	0.00
22.3.1.00.00 De la administración central provincial	50,000,000.00	38,114,218.00	88,114,218.00	0.00	88,114,218.00	0.00
33.0.0.00.00 Incremento del patrimonio.	29,191,000.00	- 29,191,000.00	0.00	0.00	0.00	0.00
33.4.0.00.00 Remanente Ej Anteriores	29,191,000.00	- 29,191,000.00	0.00	0.00	0.00	0.00
33.4.2.00.00 REMANENTE EJERCICIO ANTERIORES	29,191,000.00	- 29,191,000.00	0.00	0.00	0.00	0.00
1.1.1.2.00.00.00 HCD	160,354,700.00	9,445,586.00	150,909,114.00	0.00	0.00	150,909,114.00
17.0.0.00.00 Transferencias corrientes	160,354,700.00	9,445,586.00	150,909,114.00	0.00	0.00	150,909,114.00
17.3.0.00.00 Del Sector Público Provincial	160,354,700.00	9,445,586.00	150,909,114.00	0.00	0.00	150,909,114.00
17.3.1.00.00 De la administración central provincial	160,354,700.00	9,445,586.00	150,909,114.00	0.00	0.00	150,909,114.00
TOTAL GENERAL	1,838,605,700.00	2,355,930,315.33	4,194,536,015.33	- 13,302,940.18	3,096,916,023.29	1,097,619,992.04

Cr. César A. Amherstobehere
CONTADOR MUNICIPAL
Municipalidad de R.D.L. Sauces

BANEGAS ROMINA I.
Dni 30.057.769
Secretaria de Economía,
Hacienda y Finanzas Públicas
MUNICIPALIDAD DE R.D.L.S

ORMA SEPULVEDA
DNI 28.002.795
INTENDENTA
MUNICIPALIDAD DE R.D.L.S

**MUNICIPALIDAD DE RINCON
DE LOS SAUCES
PROVINCIA DEL NEUQUEN**



**"EJECUCIÓN PRESUPUESTARIA
DE GASTOS"**

AÑO 2022



Estado de Ejecución de Gastos
Por Categoría Programática

Impreso por MROJAS
27/04/2023 13:16

EJERCICIO 2022 DEL 01/01/2022 AL 31/12/2022, UA: 1, Jurisdicción: 111000000 - 1112999999, Estr. Programática: Todos
Partida: 1100 - 9199, FF: Todas, RE: Todos, Incluye Gastos Figurativos, Disp. sobre PREVENTIVO

Jurisdicción / Estr. Programática / Partida	Programado	Modificado	Vigente	Preventivo	Compromiso	Devengado	Disponible	Pagado	Adeudado
1.1.1.1.00.00.00 Departamento Ejecutivo Municipal	1,678,251,000.00	2,390,112,168.33	4,068,363,168.33	0.00	3,590,848,536.96	3,535,913,806.23	477,514,631.37	3,117,273,669.30	418,640,136.93
11.01.00 Funcionamiento Municipal	1,029,855,000.00	1,273,964,233.00	2,303,819,233.00	0.00	2,299,740,408.79	2,287,157,885.49	4,078,824.21	2,026,790,635.46	260,367,250.03
1000 Gastos en personal	709,575,000.00	763,485,458.00	1,473,060,458.00	0.00	1,468,981,645.68	1,468,981,645.68	4,078,812.32	1,378,537,869.68	90,443,776.00
1100 Personal permanente	174,000,000.00	107,563,601.00	281,563,601.00	0.00	281,563,600.10	281,563,600.10	0.90	260,016,021.03	21,547,579.07
1200 Personal transitorio	4,075,000.00	0.00	4,075,000.00	0.00	3,000.00	3,000.00	4,072,000.00	3,000.00	0.00
1300 Planta política	530,000,000.00	654,989,130.00	1,184,989,130.00	0.00	1,184,989,129.18	1,184,989,129.18	0.82	1,116,092,932.25	68,896,196.93
1500 Reintegro de Pasajes	1,000,000.00	982,727.00	1,982,727.00	0.00	1,982,726.40	1,982,726.40	0.60	1,982,726.40	0.00
1600 Asistencia Medica Psicofisica al personal	500,000.00	500,000.00	0.00	0.00	0.00	0.00	0.00	0.00	0.00
1700 PREMIOS Y RECONOCIMIENTOS	0.00	450,000.00	450,000.00	0.00	443,190.00	443,190.00	6,810.00	443,190.00	0.00
2000 Bienes de consumo	126,100,000.00	133,704,722.00	259,804,722.00	0.00	259,804,716.95	257,503,669.23	5.05	187,087,497.96	70,416,171.27
2100 Productos alimenticios agropecuarios y forestales	8,500,000.00	23,423,981.00	31,923,981.00	0.00	31,923,980.27	31,650,379.61	0.73	18,332,712.24	13,317,667.37
2200 Textiles y vestuario	0,500,000.00	18,469,887.00	24,969,887.00	0.00	24,969,886.73	24,643,687.58	0.27	24,012,591.33	631,096.25
2300 Productos de papel, cartón e impresos	2,000,000.00	2,342,202.00	5,142,202.00	0.00	5,142,201.02	5,142,201.02	0.98	2,931,752.87	2,210,448.15
2400 Productos de cuero y caucho	1,000,000.00	4,461,397.00	5,461,397.00	0.00	5,461,396.41	5,265,396.41	0.59	4,060,046.23	1,205,350.18
2500 Productos químicos, combustibles y lubricantes	70,000,000.00	26,981,652.00	96,981,652.00	0.00	96,981,651.09	96,191,835.99	0.91	67,353,143.14	28,838,692.85
2600 Productos de minerales no metálicos	1,100,000.00	7,350,655.00	8,450,855.00	0.00	8,450,854.59	8,392,814.59	0.41	4,974,152.09	3,418,662.50
2700 Productos metálicos	10,000,000.00	24,119,723.00	34,119,723.00	0.00	34,119,722.61	33,504,339.80	0.39	25,666,181.70	7,838,158.10
2800 Minerales	1,200,000.00	3,336,773.00	4,536,773.00	0.00	4,536,772.88	4,536,772.88	0.12	2,768,418.00	1,768,354.88
2900 Otros bienes de consumo	25,000,000.00	23,218,252.00	48,218,252.00	0.00	48,218,251.35	48,176,241.35	0.65	36,988,500.36	11,187,740.99
3000 Servicios no personales	170,400,000.00	255,383,742.00	431,863,742.00	0.00	431,863,739.86	421,765,611.29	2.14	349,152,209.65	72,613,401.64
3100 Servicios básicos	81,000,000.00	103,019,803.00	184,019,803.00	0.00	184,019,802.99	183,884,202.99	0.01	156,287,032.44	27,597,170.55
3200 Alquileres y derechos	23,000,000.00	37,082,719.00	60,082,719.00	0.88	60,082,719.00	55,634,058.94	0.00	38,913,902.46	16,720,156.48
3300 Mantenimiento, reparación y limpieza	17,000,000.00	20,096,251.08	43,096,251.00	0.00	43,096,250.68	41,724,907.34	0.40	31,987,385.75	9,737,521.59
3400 Servicios técnicos y profesionales	17,000,000.00	18,389,338.00	33,389,338.00	0.00	33,389,337.09	32,641,837.09	0.91	29,280,524.46	3,361,312.83
3500 Servicios comerciales y financieros	31,000,000.00	55,934,434.00	86,934,434.00	0.00	86,934,433.49	83,659,406.24	0.51	70,931,050.76	12,728,357.48
3800 Servicios Públicos Municipales	0.00	275,048.00	275,048.00	0.00	275,048.00	275,048.00	0.00	275,048.00	0.00
3700 Pesajes y viáticos	1,300,000.00	3,692,448.00	4,992,446.00	0.80	4,992,445.82	4,992,445.82	0.18	4,842,562.68	149,883.14
3800 Impuestos, derechos y tasas	180,000.00	894,078.00	1,174,076.00	0.80	1,174,075.90	1,174,075.90	0.10	1,174,075.90	0.00
3900 Otros servicios	6,000,000.00	11,899,627.00	17,899,627.00	0.00	17,899,626.97	17,779,626.97	0.03	15,460,627.20	2,318,999.77
4000 Bienes de uso	13,000,000.00	13,530,646.00	26,530,646.00	0.00	26,530,645.17	26,496,645.16	0.83	19,905,328.31	6,591,316.85



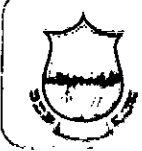
**Estado de Ejecución de Gastos
Por Categoría Programática**

Impreso por MROJAS

27/04/2023 13:16

EJERCICIO 2022 DEL 01/01/2022 AL 31/12/2022, UA: 1, Jurisdicción: 1111000000 - 1112999999, Estr. Programática: Todos
Partida: 1100 - 9199, FF: Todas, RE: Todos, Incluye Gastos Figurativos, Disp. sobre PREVENTIVO

Jurisdicción / Estr. Programática / Partida	Programado	Modificado	Vigente	Preventivo	Compromiso	Devengado	Disponible	Pagado	Adeudado
4100 Bienes preexistentes	0.00	21,780.00	21,780.00	0.00	21,780.00	21,780.00	0.00	0.00	21,780.00
4200 Construcciones	0.00	3,386,475.00	3,386,475.00	0.00	3,386,474.90	3,386,474.90	0.10	3,386,474.90	0.00
4300 Maquinaria y equipo	12,000,000.00	7,630,836.00	19,630,836.00	0.00	19,630,835.84	19,596,835.83	0.16	13,643,460.11	5,953,375.72
4500 Obras de arte	0.00	25,000.00	25,000.00	0.00	25,000.00	25,000.00	0.00	25,000.00	0.00
4800 Activos intangibles	0.00	7,499.00	7,499.00	0.00	7,499.00	7,499.00	0.00	7,499.00	0.00
4900 Otros bienes de uso	1,000,000.00	2,459,056.00	3,459,056.00	0.00	3,459,055.43	3,459,055.43	0.57	2,842,894.30	616,161.13
5000 Transferencias	4,700,000.00	10,044,251.00	14,744,251.00	0.00	14,744,248.34	14,594,901.34	2.66	13,870,019.34	724,882.00
5100 Transferencias al sector privado para financiar gastos corrientes	1,600,000.00	11,036,309.00	12,636,309.00	0.00	12,636,308.76	12,566,961.76	0.24	11,972,519.76	594,442.00
5200 Transferencias al sector privado para financiar gastos de capital	250,000.00	539,816.00	789,816.00	0.00	789,815.06	789,815.06	0.94	739,375.06	50,440.00
5300 Transferencias al sector público para financiar gastos corrientes	0.00	357,733.00	357,733.00	0.00	357,732.28	357,732.28	0.72	357,732.28	0.00
5400 Transferencias al Sector Público Provincial	450,000.00	450,000.00	0.00	0.00	0.00	0.00	0.00	0.00	0.00
5800 Transferencia Poder Judicial	1,800,000.00	1,800,000.00	0.00	0.00	0.00	0.00	0.00	0.00	0.00
5900 Otras Transferencias	600,000.00	360,393.00	960,393.00	0.00	960,392.24	880,392.24	0.76	800,392.24	80,000.00
7000 Servicio de la deuda y disminución de otros pasivos	0.00	44,327,379.00	44,327,379.00	0.00	44,327,378.84	44,327,378.84	0.16	27,788,583.97	16,538,794.87
7500 Disminución de préstamos a largo plazo	0.00	44,327,379.00	44,327,379.00	0.00	44,327,378.84	44,327,378.84	0.16	27,788,583.97	16,538,794.87
8000 Otros gastos	0.00	4,881,413.00	4,881,413.00	0.00	4,881,412.18	4,881,412.18	0.82	4,880,874.68	537.50
8500 Disminución del patrimonio	0.00	4,881,413.00	4,881,413.00	0.00	4,881,412.18	4,881,412.18	0.82	4,880,874.68	537.50
9000 Gastos Figurativos	0.00	48,606,622.00	48,606,622.00	0.00	48,606,621.77	48,606,621.77	0.23	45,568,251.87	3,038,369.90
9100 Crédito Fiscal	0.00	48,606,622.00	48,606,622.00	0.00	48,606,621.77	48,606,621.77	0.23	45,568,251.87	3,038,369.90
12.01.00 Recolección de Residuos	7,775,000.00	15,021,053.00	22,796,053.00	0.00	22,796,051.37	22,798,051.37	1.63	19,052,888.30	3,743,163.07
2000 Bienes de consumo	375,000.00	85,000.00	290,000.00	0.00	290,000.00	290,008.00	0.00	290,000.00	0.00
2400 Productos de cuero y caucho	0.00	290,000.00	290,000.00	0.00	290,000.00	290,000.00	9.00	290,000.00	0.00
2900 Otros bienes de consumo	375,000.00	375,000.00	0.00	0.00	0.00	0.00	0.00	0.00	0.00
3000 Servicios no personales	7,400,000.00	15,106,953.00	22,598,053.00	0.00	22,506,051.37	22,506,051.37	1.63	18,762,888.30	3,743,163.07
3200 Alquileres y derechos	2,500,000.00	11,106,450.00	13,606,450.00	0.00	13,606,450.00	13,606,450.00	0.00	11,670,450.00	1,936,000.00
3300 Mantenimiento, reparación y limpieza	650,000.00	379,408.00	270,592.00	0.00	270,591.30	270,591.30	0.70	270,591.30	0.00
3900 Otros servicios	4,250,000.00	4,379,011.00	8,629,011.00	0.00	8,629,010.07	8,629,010.07	0.93	6,821,847.00	1,807,163.07
12.02.00 Mantenimiento de Calles y Espacios Públicos	136,515,500.00	94,680,847.00	231,196,347.00	0.00	221,391,345.66	211,553,260.78	9,805,001.34	184,249,693.17	27,303,567.61
2000 Bienes de consumo	1,015,500.00	5,062,424.00	6,077,924.00	0.00	6,077,923.05	5,811,709.67	0.95	1,663,996.01	4,147,713.66



Estado de Ejecución de Gastos
Por Categoría Programática

Impreso por MROJAS

27/04/2023 13:16

EJERCICIO 2022 DEL 01/01/2022 AL 31/12/2022, UA: 1, Jurisdicción: 111000000 - 111299999, Estr. Programática: Todos
Partida: 1100 - 9199, FF: Todas, RE: Todos, Incluye Gastos Figurativos, Disp. sobre PREVENTIVO

Jurisdicción / Estr. Programática / Partida	Programado	Modificado	Vigente	Preventivo	Compromiso	Devengado	Disponible	Pagado	Adeudado
2100 Productos alimenticios agropecuarios y forestales	0.00	677,600.00	677,600.00	0.00	677,600.00	677,600.00	0.00	0.00	677,600.00
2200 Textiles y vestuario	0.00	110,715.00	110,715.00	0.00	110,715.00	110,715.00	0.00	0.00	110,715.00
2300 Productos de papel, cartón e impresos	185,500.00	185,500.00	0.00	0.00	0.00	0.00	0.00	0.00	0.00
2500 Productos químicos, combustibles y lubricantes	350,000.00	1,831,766.00	2,181,766.00	0.00	2,181,765.90	1,915,552.52	0.10	3,049.60	1,912,502.92
2600 Productos de minerales no metálicos	0.00	507,875.00	507,875.00	0.00	507,874.43	507,874.43	0.57	0.00	507,874.43
2700 Productos metálicos	15,000.00	1,645,102.00	1,660,102.00	0.00	1,660,101.72	1,660,101.72	0.28	1,072,336.41	587,785.31
2800 Minerales	65,000.00	98,656.00	163,656.00	0.00	163,656.00	163,656.00	0.00	0.00	163,656.00
2900 Otros bienes de consumo	400,000.00	376,210.00	776,210.00	0.00	776,210.00	776,210.00	0.00	588,610.00	167,600.00
3000 Servicios no personales	125,500,000.00	89,813,423.00	215,313,423.00	0.00	215,313,422.61	205,741,551.11	0.39	182,585,697.16	23,155,853.95
3200 Alquileres y derechos	110,000,000.00	88,177,002.00	198,177,002.00	0.00	198,177,001.66	188,605,130.16	0.34	166,959,705.16	21,645,425.00
3300 Mantenimiento, reparación y limpieza	15,000,000.00	210,421.00	15,210,421.00	0.00	15,210,420.95	15,210,420.95	0.05	13,699,992.00	1,510,428.95
3600 Servicios Públicos Municipales	500,000.00	500,000.00	0.00	0.00	0.00	0.00	0.00	0.00	0.00
3900 Otros servicios	0.00	1,926,000.00	1,926,000.00	0.00	1,926,000.00	1,926,000.00	0.00	1,926,000.00	0.00
4000 Bienes de uso	10,000,000.00	195,000.00	9,805,000.00	0.00	0.00	0.00	9,805,000.00	0.00	0.00
4300 Maquinaria y equipo	10,000,000.00	195,000.00	9,805,000.00	0.00	0.00	0.00	9,805,000.00	0.00	0.00
12.03.00 Sistema Integral de Saneamiento	37,025,000.00	28,054,777.00	65,079,777.00	0.00	62,579,768.90	62,275,684.98	2,500,008.10	54,260,782.35	8,014,902.63
2000 Bienes de consumo	6,875,000.00	2,829,111.00	9,704,111.00	0.00	9,704,105.86	9,515,820.71	5.14	8,070,646.81	1,445,173.90
2100 Productos alimenticios agropecuarios y forestales	0.00	36,361.00	36,361.00	0.00	36,360.67	36,360.67	0.33	27,080.67	9,280.00
2200 Textiles y vestuario	0.00	1,401.00	1,401.00	0.00	1,400.01	1,400.01	0.99	0.00	1,400.01
2300 Productos de papel, cartón e impresos	25,000.00	2,413.00	27,413.00	0.00	27,412.40	27,412.40	0.60	27,412.40	0.00
2400 Productos de cuero y caucho	0.00	21,377.00	21,377.00	0.00	21,376.04	21,376.04	0.96	21,376.04	0.00
2500 Productos químicos, combustibles y lubricantes	4,500,000.00	1,649,602.00	6,149,602.00	0.00	6,149,601.12	6,149,601.12	0.88	5,287,595.63	862,005.49
2600 Productos de minerales no metálicos	350,000.00	15,174.00	334,826.00	0.00	334,825.52	334,825.52	0.48	240,255.00	94,570.52
2700 Productos metálicos	1,000,000.00	1,109,061.00	2,109,061.00	0.00	2,109,060.74	2,103,759.09	0.26	1,633,330.48	470,428.61
2800 Minerales	800,000.00	319,433.00	180,567.00	0.00	180,566.93	180,566.93	0.07	180,566.93	0.00
2900 Otros bienes de consumo	500,000.00	343,503.00	843,503.00	0.00	843,502.43	660,516.93	0.57	653,029.66	7,489.27
3000 Servicios no personales	10,000,000.00	23,110,028.00	43,010,028.00	0.00	43,010,026.09	42,960,957.09	1.91	38,115,482.16	4,845,474.93
3100 Servicios básicos	0.00	23,593.00	23,593.00	0.00	23,592.07	23,592.07	0.93	23,592.07	0.00
3200 Alquileres y derechos	400,000.00	4,089,538.00	4,489,538.00	0.00	4,489,537.19	4,489,537.19	0.81	4,459,537.19	30,000.00
3300 Mantenimiento, reparación y limpieza	10,000,000.00	19,758,382.00	37,758,382.00	0.00	37,758,391.83	37,709,322.83	0.17	32,893,847.90	4,815,474.93



**Estado de Ejecución de Gastos
Por Categoría Programática**

Impreso por MROJAS
27/04/2023 13:16

EJERCICIO 2022 DEL 01/01/2022 AL 31/12/2022, UA: 1, Jurisdicción: 1111000000 - 1112999999, Estr. Programática: Todos
Partida: 1100 - 9199, FF: Todas, RE: Todos, Incluye Gastos Figurativos, Disp. sobre PREVENTIVO

Jurisdicción / Estr. Programática / Partida	Programado	Modificado	Vigente	Preventivo	Compromiso	Devengado	Disponiblo	Pagado	Adeudado
3400 Servicios técnicos y profesionales	1,000,000.00	- 382,000.00	618,000.00	0.00	618,000.00	618,000.00	0.00	618,000.00	0.00
3600 Servicios Públicos Municipales	0.00	91,000.00	91,000.00	0.00	91,000.00	91,000.00	0.00	91,000.00	0.00
3900 Otros servicios	500,000.00	- 470,495.00	29,505.00	0.00	29,505.00	29,505.00	0.00	29,505.00	0.00
4000 Bienes de uso	2,500,000.00	905,102.00	3,405,102.00	0.00	905,101.21	891,161.21	2,500,000.79	503,240.83	387,920.38
4300 Maquinaria y equipo	2,500,000.00	905,102.00	3,405,102.00	0.00	905,101.21	891,161.21	2,500,000.79	503,240.83	387,920.38
9000 Gastos Figurativos	7,750,000.00	1,210,536.00	8,960,536.00	0.00	8,960,535.74	8,907,745.97	0.26	7,571,412.55	1,336,333.42
9100 Crédito Fiscal	7,750,000.00	1,210,536.00	8,960,536.00	0.00	8,960,535.74	8,907,745.97	0.26	7,571,412.55	1,336,333.42
1205.00 Parquización y Espacios Verdes	6,485,000.00	7,782,151.00	14,267,151.00	0.00	14,264,714.17	14,259,315.37	2,436.83	7,689,720.17	6,569,595.20
2000 Bienes de consumo	3,290,000.00	172,288.87	3,462,288.87	0.00	3,462,286.04	3,462,286.84	2.03	3,022,068.17	440,218.67
2100 Productos alimenticios agropecuarios y forestales	950,000.00	- 55,668.00	894,332.00	0.00	894,331.50	894,331.50	0.50	894,331.50	0.00
2300 Productos de papel, cartón e impresos	150,000.00	- 150,000.00	0.00	0.00	0.00	0.00	0.00	0.00	0.00
2400 Productos de cuero y caucho	20,000.00	- 18,350.00	1,850.00	0.00	1,650.00	1,650.00	0.00	1,650.00	0.00
2500 Productos químicos, combustibles y lubricantes	1,500,000.00	463,179.00	1,963,179.00	0.00	1,963,178.46	1,963,178.46	0.54	1,963,178.46	0.00
2600 Productos de minerales no metálicos	35,000.00	- 35,000.00	0.00	0.00	0.00	0.00	0.00	0.00	0.00
2700 Productos metálicos	600,000.00	- 25,070.00	574,930.00	0.00	574,929.16	574,929.16	0.84	159,852.96	415,076.20
2900 Otros bienes de consumo	35,000.00	- 6,802.13	28,197.87	0.00	20,197.72	28,197.72	0.15	3,055.25	25,142.47
3000 Servicios no personales	2,030,000.00	4,672,800.00	7,502,800.00	0.00	7,502,800.00	7,502,800.00	0.00	2,702,800.00	4,800,000.00
3200 Alquileres y derechos	950,000.00	6,480,000.00	7,430,000.00	0.00	7,430,000.00	7,430,000.00	0.00	2,630,000.00	4,800,000.00
3300 Mantenimiento, reparación y limpieza	500,000.00	- 427,200.00	72,800.00	0.00	72,800.00	72,800.00	0.00	72,800.00	0.00
3600 Servicios Públicos Municipales	180,000.00	- 180,000.00	0.00	0.00	0.00	0.00	0.00	0.00	0.00
3900 Otros servicios	1,200,000.00	- 1,200,000.00	0.00	0.00	0.00	0.00	0.00	0.00	0.00
4000 Bienes de uso	365,000.00	2,937,062.13	3,302,062.13	0.00	3,299,627.33	3,294,228.53	2,434.80	1,964,852.00	1,329,376.53
4300 Maquinaria y equipo	300,000.00	3,002,062.13	3,302,062.13	0.00	3,299,627.33	3,294,228.53	2,434.80	1,964,852.00	1,329,376.53
4900 Otros bienes de uso	65,000.00	65,000.00	0.00	0.00	0.00	0.00	0.00	0.00	0.00
13.01.01 Atención Social y Solidaria a Unidades Familiares	6,000,000.00	13,300,025.00	20,265,025.00	0.00	20,265,022.73	19,926,977.01	2.27	17,817,128.76	2,109,848.25
2000 Bienes de consumo	1,715,000.00	1,308,044.00	3,024,044.00	0.00	3,024,043.40	3,024,038.40	0.60	1,671,043.40	1,352,995.00
2100 Productos alimenticios agropecuarios y forestales	1,120,000.00	1,610,827.00	2,639,827.00	0.00	2,639,827.00	2,639,822.00	0.00	1,286,827.00	1,352,995.00
2300 Productos de papel, cartón e impresos	25,000.00	- 25,000.00	0.00	0.00	0.00	0.00	0.00	0.00	0.00
2500 Productos químicos, combustibles y lubricantes	110,000.00	170,041.00	280,041.00	0.00	280,040.40	280,040.40	0.60	280,040.40	0.00



**Estado de Ejecución de Gastos
Por Categoría Programática**

EJERCICIO 2022 DEL 01/01/2022 AL 31/12/2022, UA: 1, Jurisdicción: 1111000000 - 1112999999, Estr. Programática: Todos
Partida: 1100 - 9199, FF: Todas, RE: Todos, Incluye Gastos Figurativos, Disp. sobre PREVENTIVO

Impreso por MROJAS
27/04/2023 13:16

Jurisdicción / Estr. Programática / Partida	Programado	Modificado	Vigente	Preventivo	Compromiso	Devengado	Disponible	Pagado	Adudado
2600 Productos de minerales no metálicos	110,000.00	- 22,280.00	87,720.00	0.00	87,720.00	87,720.00	0.00	87,720.00	0.00
2700 Productos metálicos	175,000.80	- 158,544.00	16,456.80	0.00	16,456.00	16,456.00	0.00	16,456.00	0.00
2900 Otros bienes de consumo	175,000.80	- 175,000.00	0.00	0.00	0.00	0.00	0.00	0.00	0.00
3000 Servicios no personales	150,000.00	- 140,720.00	9,280.00	0.00	9,280.00	9,280.00	0.00	9,280.00	0.00
3200 Alquileres y derechos	30,000.00	- 30,000.80	0.00	0.00	0.00	0.00	0.00	0.00	0.00
3300 Mantenimiento, reparación y limpieza	45,000.00	- 45,000.88	0.00	0.80	0.00	0.00	0.00	0.00	0.00
3400 Servicios técnicos y profesionales	50,000.80	- 50,000.00	0.00	8.80	0.00	0.00	0.00	8.00	0.00
3700 Pasejes y viáticos	25,000.00	- 15,720.00	9,280.00	8.00	9,280.00	9,280.00	0.00	9,280.00	0.00
4000 Bienes de uso	0.00	348,590.00	348,590.00	0.00	348,590.00	348,590.00	0.00	348,590.00	0.00
4300 Maquinaria y equipo	8.00	348,590.88	348,590.00	0.00	348,590.00	348,590.00	0.00	348,590.00	0.00
5000 Transferencias	5,100,000.00	11,783,111.00	16,883,111.00	0.00	16,883,109.33	16,545,068.61	1.67	15,788,215.36	756,853.25
5100 Transferencias al sector privado para financiar gastos corrientes	4,500,000.00	12,202,958.00	16,702,958.00	0.00	16,702,957.27	16,364,916.55	0.73	15,608,063.30	756,853.25
5200 Transferencias al sector privado para financiar gastos de capital	600,000.00	419,847.00	180,153.00	0.00	180,152.06	180,152.06	0.94	180,152.06	0.00
13.01.03 Consejo de la Mujer	287,508.00	445,441.00	732,941.00	0.00	267,940.50	267,940.50	465,000.50	267,940.50	0.00
2000 Bienes de consumo	132,500.00	- 61,030.00	71,470.00	0.00	6,470.00	6,470.00	65,000.00	6,470.00	0.00
2100 Productos alimenticios agropecuarios y tornatales	10,500.00	54,970.00	71,470.00	0.00	6,470.00	6,470.00	65,000.00	6,470.00	0.00
2200 Textiles y vestuario	15,000.00	- 15,000.00	0.00	0.80	0.00	0.00	0.00	0.00	0.00
2300 Productos de papel, cartón o impresos	6,000.00	- 6,000.00	0.00	0.00	0.00	0.00	0.00	0.00	0.00
2500 Productos químicos, combustibles y lubricantes	25,000.00	- 25,000.00	0.00	0.00	0.00	0.00	0.00	0.00	0.00
2600 Productos de minerales no metálicos	30,000.00	- 30,000.80	0.00	8.00	0.00	0.00	0.00	0.00	0.00
2900 Otros bienes de consumo	40,000.00	- 40,000.00	0.00	0.88	0.00	0.00	0.00	0.00	0.00
3000 Servicios no personales	100,000.00	- 100,000.00	0.00	0.00	0.00	0.00	0.00	0.00	0.00
3500 Servicios comerciales y financieros	100,000.00	- 100,000.00	0.00	0.00	0.00	0.00	0.00	0.00	0.00
4000 Bienes de uso	28,000.00	241,471.00	261,471.00	0.00	261,470.50	261,470.50	0.50	261,470.50	0.00
4200 Construcciones	0.00	261,471.00	261,471.00	0.00	261,470.50	261,470.50	0.50	261,470.50	0.00
4300 Maquinaria y equipo	20,800.00	- 20,000.00	0.00	0.00	0.00	0.00	0.00	0.00	0.00
5000 Transferencias	35,000.00	305,000.00	400,000.00	0.00	0.00	0.00	400,000.00	0.00	0.00
5100 Transferencias al sector privado para financiar gastos corrientes	0.00	400,000.00	400,000.00	0.00	0.00	0.00	400,000.00	0.00	0.00
5200 Transferencias al sector privado para financiar gastos de capital	35,000.00	- 35,000.00	0.00	8.00	0.00	0.00	0.80	0.00	0.00
13.01.05 Centro de Rehabilitación	343,000.00	2,630,476.00	2,082,476.00	0.00	2,680,144.47	2,605,867.51	2,331.53	936,975.99	1,668,891.52

Estado de Ejecución de Gastos Por Categoría Programática

EJERCICIO 2022 DEL 01/01/2022 AL 31/12/2022, UA: 1, Jurisdicción: 1111000000 - 1112999999, Estr. Programática: Todos
Partida: 1100 - 9199, FF: Todos, RE: Todos, Incluye Gastos Figurativos, Disp. sobre PREVENTIVO

Impreso por MROJAS
27/04/2023 13:16

Jurisdicción / Estr. Programática / Partida	Programado	Modificado	Vigente	Preventivo	Compromiso	Devengado	Disponible	Pagado	Adjudicado
2000 Bienes de consumo	178,000.00	661,948.00	639,948.00	0.00	638,028.07	563,751.11	1,919.93	361,787.11	201,964.06
2100 Productos alimenticios agropecuarios y forestales	0.00	34,382.00	34,382.00	0.00	34,382.00	34,382.00	0.00	29,882.00	4,500.00
2200 Textiles y vestuario	25,000.00	97,320.00	122,320.00	0.00	122,320.00	122,320.00	0.00	27,720.00	94,600.00
2300 Productos de papel, cartón e impresos	8,000.00	3,000.00	5,000.00	0.00	4,834.00	4,834.00	166.00	2,134.00	2,700.00
2400 Productos de cuero y caucho	0.00	80,000.00	80,000.00	0.00	78,900.00	78,900.00	1,100.00	78,900.00	0.00
2500 Productos químicos, combustibles y lubricantes	130,000.00	443,246.00	573,246.00	0.00	573,245.61	298,968.65	0.39	198,804.65	100,164.00
2600 Productos de minerales no metálicos	0.00	5,000.00	5,000.00	0.00	4,980.00	4,980.00	20.00	4,980.00	0.00
2700 Productos metálicos	0.00	18,000.00	18,000.00	0.00	17,473.82	17,473.82	526.18	17,473.82	0.00
2900 Otros bienes de consumo	15,000.00	13,000.00	2,000.00	0.00	1,892.64	1,892.64	107.36	1,892.64	0.00
3000 Servicios no personales	100,000.00	206,869.00	306,869.00	0.00	306,869.00	306,869.00	0.00	142,500.00	164,369.00
3200 Alquileres y derechos	0.00	161,800.00	161,800.00	0.00	161,800.00	161,800.00	0.00	60,000.00	101,800.00
3300 Mantenimiento, reparación y limpieza	0.00	78,169.00	78,169.00	0.00	78,169.00	78,169.00	0.00	15,600.00	62,569.00
3400 Servicios técnicos y profesionales	100,000.00	100,000.00	0.00	0.00	0.00	0.00	0.00	0.00	0.00
3500 Servicios comerciales y financieros	0.00	66,900.00	66,900.00	0.00	66,900.00	66,900.00	0.00	66,900.00	0.00
4000 Bienes de uso	65,000.00	1,670,659.00	1,735,659.00	0.00	1,735,247.40	1,735,247.40	411.60	432,688.88	1,302,558.52
4300 Maquinaria y equipo	65,000.00	1,670,659.00	1,735,659.00	0.00	1,735,247.40	1,735,247.40	411.60	432,688.88	1,302,558.52
13.01.06 Comedores Comunitarios	7,915,000.00	8,554,744.00	16,469,744.00	0.00	16,469,740.02	16,411,827.02	3.98	9,807,609.40	6,604,217.62
2000 Bienes de consumo	7,900,000.00	6,787,513.00	14,687,513.00	0.00	14,687,510.42	14,629,597.42	2.58	8,394,721.42	6,234,878.00
2100 Productos alimenticios agropecuarios y forestales	7,500,000.00	6,514,467.00	14,014,467.00	0.00	14,014,466.73	13,956,553.73	0.27	8,048,430.64	5,908,123.00
2300 Productos de papel, cartón e impresos	150,000.00	150,000.00	0.00	0.00	0.00	0.00	0.00	0.00	0.00
2500 Productos químicos, combustibles y lubricantes	150,000.00	413,642.00	563,642.00	0.00	563,641.41	563,641.41	0.59	272,858.90	290,782.51
2700 Productos metálicos	0.00	45,990.00	45,990.00	0.00	45,989.20	45,989.20	0.80	10,018.80	35,970.40
2900 Otros bienes de consumo	100,000.00	36,586.00	83,414.00	0.00	63,413.08	63,413.08	0.92	63,413.08	0.00
3000 Servicios no personales	15,000.00	1,123,782.00	1,138,782.00	0.00	1,138,781.10	1,138,781.10	0.90	769,439.48	369,341.62
3300 Mantenimiento, reparación y limpieza	15,000.00	1,123,782.00	1,138,782.00	0.00	1,138,781.10	1,138,781.10	0.90	769,439.48	369,341.62
5000 Transferencias	0.00	643,449.00	643,449.00	0.00	643,448.50	643,448.50	0.50	643,448.50	0.00
5100 Transferencias al sector privado para financiar gastos corrientes	0.00	643,449.00	643,449.00	0.00	643,448.50	643,448.50	0.50	643,448.50	0.00
13.01.07 Banco de Maquinas, herramientas y materiales para em	0.00	10,911,609.03	10,911,609.03	0.00	7,819,472.77	7,819,472.77	3,092,136.26	7,468,306.10	353,166.67



Estado de Ejecución de Gastos
Por Categoría Programática

Impreso por MROJAS
27/04/2023 13:16

EJERCICIO 2022 DEL 01/01/2022 AL 31/12/2022, UA: 1, Jurisdicción: 111000000 - 111299999, Estr. Programática: Todos
Partida: 1100 - 9199, FF: Todas, RE: Todos, Incluye Gastos Figurativos, Disp. sobre PREVENTIVO

Jurisdicción / Estr. Programática / Partida	Programado	Modificado	Vigente	Preventivo	Compromiso	Devengado	Disponble	Pagado	Adaudado
5000 Transferencias	0.00	10,911,609.03	10,911,609.03	0.00	7,819,472.77	7,819,472.77	3,092,136.26	7,466,306.10	353,166.67
5200 Transferencias el sector privado para financiar gastos de capital	0.00	10,911,609.03	10,911,609.03	0.00	7,819,472.77	7,819,472.77	3,092,136.26	7,466,306.10	353,166.67
13.02.01 Talleres y Promoción Cultural	5,830,000.00	10,164,009.00	15,994,009.00	0.00	15,993,687.89	15,993,687.89	321.11	15,637,487.89	356,200.00
2000 Bienes de consumo	445,000.00	320,000.00	125,000.00	0.00	124,679.00	124,679.00	321.00	124,679.00	0.00
2100 Productos alimenticios agropecuarios y forestales	10,000.00	10,000.00	0.00	0.00	0.00	0.00	0.00	0.00	0.00
2200 Textiles y vestuario	10,000.00	115,000.00	125,000.00	0.00	124,679.00	124,679.00	321.00	124,679.00	0.00
2300 Productos de papel, cartón e impresos	15,000.00	15,000.00	0.00	0.00	0.00	0.00	0.00	0.00	0.00
2500 Productos químicos, combustibles y lubricantes	25,000.00	25,000.00	0.00	0.00	0.00	0.00	0.00	0.00	0.00
2600 Productos de minerales no metálicos	130,000.00	130,000.00	0.00	0.00	0.00	0.00	0.00	0.00	0.00
2700 Productos metálicos	55,000.00	55,000.00	0.00	0.00	0.00	0.00	0.00	0.00	0.00
2900 Otros bienes de consumo	200,000.00	200,000.00	0.00	0.00	0.00	0.00	0.00	0.00	0.00
3000 Servicios no personales	5,010,000.00	10,859,009.00	15,869,009.00	0.00	15,869,008.89	15,869,008.89	0.11	15,512,808.89	356,200.00
3400 Servicios técnicos y profesionales	10,000.00	24,800.00	34,800.00	0.00	34,800.00	34,800.00	0.00	34,800.00	0.00
3500 Servicios comerciales y financieros	0.00	287,794.00	287,794.00	0.00	287,793.89	287,793.89	0.11	287,793.89	0.00
3900 Otros servicios	5,000,000.00	10,546,415.00	15,546,415.00	0.00	15,546,415.00	15,546,415.00	0.00	15,190,215.00	356,200.00
4000 Bienes de use	375,000.00	375,000.00	0.00	0.00	0.00	0.00	0.00	0.00	0.00
4300 Maquinaria y equipo	375,000.00	375,000.00	0.00	0.00	0.00	0.00	0.00	0.00	0.00
13.02.02 Fiestas Locales	4,450,000.00	91,499,534.00	95,949,534.00	0.00	95,949,532.50	94,134,532.28	1.50	88,787,342.28	5,347,190.00
2000 Bienes de consumo	470,000.00	15,800.00	454,200.00	0.00	454,200.00	454,200.00	0.00	454,200.00	0.00
2100 Productos alimenticios agropecuarios y forestales	370,000.00	60,050.00	309,950.00	0.00	309,950.00	309,950.00	0.00	309,950.00	0.00
2200 Textiles y vestuario	50,000.00	94,250.00	144,250.00	0.00	144,250.00	144,250.00	0.00	144,250.00	0.00
2300 Productos de papel, cartón e impresos	25,000.00	25,000.00	0.00	0.00	0.00	0.00	0.00	0.00	0.00
2900 Otros bienes de consumo	25,000.00	25,000.00	0.00	0.00	0.00	0.00	0.00	0.00	0.00
3000 Servicios no personales	3,830,000.00	91,461,584.00	95,291,584.00	0.00	95,291,583.30	93,476,583.08	0.70	88,129,393.08	5,347,190.00
3200 Alquileres y derechos	85,000.00	55,960.00	29,040.00	0.00	29,040.00	29,040.00	0.00	29,040.00	0.00
3300 Mantenimiento, reparación y limpieza	20,000.00	20,000.00	0.00	0.00	0.00	0.00	0.00	0.00	0.00
3400 Servicios técnicos y profesionales	225,000.00	3,039,998.00	3,264,998.00	0.00	3,264,998.00	3,264,998.00	0.00	595,998.00	2,669,000.00
3500 Servicios comerciales y financieros	160,000.00	4,672,164.00	4,832,164.00	0.00	4,832,163.30	4,832,163.08	0.70	4,377,163.08	455,000.00
3700 Pasajes y viáticos	3,275,000.00	3,275,000.00	0.00	0.00	0.00	0.00	0.00	0.00	0.00

Estado de Ejecución de Gastos

Por Categoría Programática

Impreso por MIROJAS

EJERCICIO 2022 DEL 01/01/2022 AL 31/12/2022, UA: 1, Jurisdicción: 1111000000 - 1112999999, Estr. Programática: Todos
Partida: 1100 - 9199, FF: Todas, RE: Todos, incluye Gastos Figurativos, Disp. sobre PREVENTIVO

27/04/2023 13:16



Jurisdicción / Estr. Programática / Partida	Programado	Modificado	Vigente	Preventivo	Compromiso	Devengado	Disponibles	Pagado	Adudade
3900 Otros servicios	65,000.00	87,100,382.00	87,165,382.00	0.00	87,165,382.00	85,350,382.00	0.00	83,127,192.00	2,223,190.00
5000 Transferencias	150,000.00	53,750.00	203,750.00	0.00	203,749.20	203,749.20	0.80	203,749.20	0.00
5100 Transferencias al sector privado para financiar gastos corrientes	100,000.00	100,000.00	0.00	0.00	0.00	0.00	0.00	0.00	0.00
5200 Transferencias al sector privado para financiar gastos de capital	50,000.00	153,750.00	203,750.00	0.00	203,749.20	203,749.20	0.80	203,749.20	0.00
13.02.03 CINE	1,215,000.00	3,456,610.00	4,671,610.00	0.00	4,667,024.52	4,598,054.52	4,585.48	3,985,647.04	812,407.48
2000 Bienes de consumo	130,000.00	229,815.00	359,815.00	0.00	357,765.67	357,765.67	2,049.33	343,468.06	14,297.61
2100 Productos alimenticios agropecuarios y forestales	0.00	65,000.00	65,000.00	0.00	62,952.32	62,952.32	2,047.68	62,952.32	0.00
2200 Textiles y vestuario	85,000.00	83,100.00	1,900.00	0.00	1,900.00	1,900.00	0.00	1,900.00	0.00
2300 Productos de papel, cartón e impresos	15,000.00	12,440.00	2,560.00	0.00	2,560.00	2,560.00	0.00	2,560.00	0.00
2500 Productos químicos, combustibles y lubricantes	0.00	33,520.00	33,520.00	0.00	33,519.87	33,519.87	0.13	28,395.88	5,123.99
2700 Productos metálicos	0.00	17,738.00	17,738.00	0.00	17,737.32	17,737.32	0.68	16,001.76	1,735.56
2900 Otros bienes de consumo	30,000.00	209,097.00	239,097.00	0.00	239,096.16	239,096.16	0.84	231,658.10	7,438.06
3000 Servicios no personales	1,050,000.00	2,658,404.00	3,708,404.00	0.00	3,707,360.79	3,654,350.79	1,043.21	3,091,369.48	562,981.31
3200 Alquileres y derachos	10,000.00	703,091.00	713,091.00	0.00	713,090.53	713,090.53	0.47	280,859.62	432,230.91
3300 Mantenimiento, reparación y limpieza	200,000.00	305,950.00	505,950.00	0.00	505,950.00	505,950.00	0.00	505,950.00	0.00
3400 Servicios técnicos y profesionales	700,000.00	856,302.00	1,556,302.00	0.00	1,556,301.18	1,556,301.18	0.92	1,449,517.62	106,783.56
3500 Servicios comerciales y financieros	75,000.00	50,561.00	125,561.00	0.00	125,560.40	125,560.40	0.60	120,593.56	4,966.84
3700 Pasajes y viáticos	0.00	6,000.00	6,000.00	0.00	4,958.68	4,958.68	1,041.32	4,958.68	0.00
3800 Impuestos, derechos y tasas	0.00	11,310.00	11,310.00	0.00	11,310.00	11,310.00	0.00	11,310.00	0.00
3900 Otros servicios	65,000.00	725,190.00	790,190.00	0.00	790,190.00	737,180.00	0.00	718,180.00	19,000.00
4000 Bienes de uso	35,000.00	516,609.00	551,609.00	0.00	550,116.27	550,116.27	1,492.73	550,116.27	0.00
4300 Maquinaria y equipo	35,000.00	508,609.00	543,609.00	0.00	543,608.91	543,608.91	0.09	543,608.91	0.00
4500 Libros, revistas y otros elementos coleccionables	0.00	8,000.00	8,000.00	0.00	6,507.36	6,507.36	1,492.64	6,507.36	0.00
9000 Gastos Figurativos	0.00	51,782.00	51,782.00	0.00	51,781.79	35,821.79	0.21	693.23	35,128.56
9100 Crédito Fiscal	0.00	51,782.00	51,782.00	0.00	51,781.79	35,821.79	0.21	693.23	35,128.56
13.02.04 MUSEO	1,215,000.00	1,061,540.00	2,276,540.00	0.00	2,301,327.83	2,271,827.83	24,787.83	1,806,295.37	465,532.46
2000 Bienes de consumo	130,000.00	583,259.00	713,259.00	0.00	713,048.96	683,548.96	210.04	516,171.75	167,377.21
2100 Productos alimenticios agropecuarios y forestales	5,000.00	110,236.00	115,236.00	0.00	115,235.53	85,735.53	0.47	76,821.41	8,914.12
2200 Textiles y vestuario	80,000.00	73,435.00	6,565.00	0.00	6,564.63	6,564.63	0.37	5,420.00	1,144.63



**Estado de Ejecución de Gastos
Por Categoría Programática**

EJERCICIO 2022 DEL 01/01/2022 AL 31/12/2022, UA: 1, Jurisdicción: 1111000000 - 1112999999, Estr. Programática: Todos
Partida: 1100 - 9199, FF: Todas, RE: Todos, Incluye Gastos Figurativos, Disp. sobre PREVENTIVO

Impreso por MROJAS
27/04/2023 13:16

Jurisdicción / Estr. Programática / Partida	Programado	Modificado	Vigente	Preventivo	Compromiso	Devengado	Disponible	Pagado	Aduddado
2300 Productos de papel, cartón e impresos	15,000.00	268,360.00	268,360.00	0.00	283,360.00	283,360.00	0.00	283,360.00	0.00
2500 Productos químicos, combustibles y lubricantes	0.00	174,414.00	174,414.00	0.00	174,413.15	174,413.15	0.85	36,222.63	138,190.52
2600 Productos de minerales no metálicos	0.00	19,643.00	19,643.00	0.00	19,643.00	19,643.00	0.00	19,643.00	0.00
2700 Productos metálicos	0.00	43,918.00	43,918.00	0.00	43,917.17	43,917.17	0.83	43,746.92	170.25
2800 Minerales	0.00	13,000.00	13,000.00	0.00	12,793.39	12,793.39	206.61	12,793.39	0.00
2900 Otros bienes de consumo	30,000.00	27,123.00	57,123.00	0.00	57,122.09	57,122.09	0.91	38,164.40	18,957.69
3000 Servicios no personales	1,050,000.00	949,626.00	1,003,374.00	0.00	100,373.33	100,373.33	0.67	73,946.88	26,426.45
3100 Servicios básicos	0.00	350.00	350.00	0.00	350.00	350.00	0.00	350.00	0.00
3200 Alquileres y derechos	10,000.00	1,000.00	11,000.00	0.00	11,000.00	11,000.00	0.00	6,000.00	5,000.00
3300 Mantenimiento, reparación y limpieza	200,000.00	166,485.00	33,515.00	0.00	33,514.53	33,514.53	0.47	12,088.08	21,426.45
3400 Servicios técnicos y profesionales	700,000.00	680,500.00	19,500.00	0.00	19,500.00	19,500.00	0.00	19,500.00	0.00
3500 Servicios comerciales y financieros	75,000.00	47,643.00	27,357.00	0.00	27,356.80	27,356.80	0.20	27,356.80	0.00
3700 Pasajes y viáticos	0.00	8,652.00	8,652.00	0.00	8,652.00	8,652.00	0.00	8,652.00	0.00
3900 Otros servicios	65,000.00	65,000.00	0.00	0.00	0.00	0.00	0.00	0.00	0.00
4000 Bienes de uso	35,000.00	1,363,644.00	1,398,644.00	0.00	1,396,741.76	1,396,741.76	1,902.24	1,203,393.00	193,348.76
4300 Maquinaria y equipo	35,000.00	601,380.00	636,380.00	0.00	634,478.60	634,478.60	1,901.40	441,129.84	193,348.76
4900 Otros bienes de uso	0.00	762,264.00	762,264.00	0.00	762,263.16	762,263.16	0.84	762,263.16	0.00
9888 Gastos Figurativos	0.00	64,263.00	64,263.00	8.00	91,163.78	91,163.78	26,900.78	12,783.74	78,380.04
9100 Crédito Fiscal	0.00	64,263.00	64,263.00	0.00	91,163.78	91,163.78	26,900.78	12,783.74	78,380.04
13.03.01 Talleres y Desarrollo Deportivo	1,080,008.80	2,445,700.88	3,445,700.80	0.00	3,445,700.00	3,445,780.00	8.08	3,370,708.00	75,000.00
2000 Bienes de consumo	185,008.08	185,000.00	8.00	0.00	0.00	0.00	0.00	0.00	0.00
2100 Productos alimenticios agropecuarios y forestales	10,000.00	10,000.00	0.00	0.00	0.00	0.00	0.00	0.00	0.00
2200 Textiles y vestuario	100,000.00	100,000.00	0.00	0.00	0.00	0.00	0.00	0.00	0.00
2900 Otros bienes de consumo	75,000.00	75,000.00	0.00	0.00	0.00	0.00	0.00	0.00	0.00
3000 Servicios no personales	815,000.00	2,638,700.00	3,445,700.00	0.88	3,445,700.88	3,445,780.00	0.00	3,370,700.00	75,000.00
+ 3200 Alquileres y derechos	0.00	690,000.00	690,000.00	0.00	690,000.00	690,000.00	0.00	615,000.00	75,000.00
3400 Servicios técnicos y profesionales	15,000.00	15,000.00	0.00	0.00	0.00	0.00	0.00	0.00	0.00
+ 3500 Servicios comerciales y financieros	0.00	661,000.00	661,000.00	0.00	661,000.00	661,000.00	0.00	661,000.00	0.00
3900 Otros servicios	800,000.00	1,294,700.00	2,094,700.00	0.00	2,094,700.00	2,094,700.00	0.00	2,094,700.00	0.00
13.03.02 Ciudad Deportiva	1,275,000.00	892,584.00	582,416.00	0.00	377,260.11	377,260.11	5,155.89	137,814.51	248,245.60



Estado de Ejecución de Gastos
Por Categoría Programática

EJERCICIO 2022 DEL 01/01/2022 AL 31/12/2022, UA: 1, Jurisdicción: 1111000000 - 1112999999, Estr. Programática: Todos
Partida: 1100 - 9199, FF: Todas, RE: Todos, Incluye Gastos Figurativos, Disp. sobre PREVENTIVO

IMPRESO POR SINCILIA
27/04/2023 14:14

Jurisdicción / Estr. Programática / Partida	Programado	Modificado	Vigente	Preventivo	Compromiso	Devengado	Disponible	Pagado	Actividad
2800 Bienes de consumo	375,808.00	- 30,584.80	344,416.00	8.00	339,260.11	339,260.11	5,155.89	137,814.51	202,345.00
2200 Textiles y vestuario	25,000.00	- 25,000.00	0.00	0.00	0.00	0.00	0.00	0.00	0.00
2500 Productos químicos, combustibles y lubricantes	0.00	24,866.60	24,866.00	0.00	24,865.60	24,865.60	0.40	0.00	24,865.00
2600 Productos de minerales no metálicos	0.00	105,000.00	105,000.00	0.00	101,640.00	101,640.00	3,360.00	0.00	101,640.00
2700 Productos metálicos	0.00	143,000.00	143,000.00	0.00	141,204.51	141,204.51	1,795.49	137,014.51	4,190.00
2900 Otros bienes de consumo	350,000.00	- 278,450.00	71,550.00	0.00	71,550.00	71,550.00	0.00	0.00	71,550.00
3000 Servicios no personales	350,000.00	- 312,000.08	38,000.08	0.00	38,000.80	38,008.88	8.00	8.80	38,000.80
3200 Alquileres y derechos	100,000.00	- 100,000.00	0.00	0.00	0.00	0.00	0.00	0.00	0.00
3300 Mantenimiento, reparación y limpieza	200,000.00	- 162,000.00	38,000.00	0.00	38,000.00	38,000.00	0.00	0.00	38,000.00
3400 Servicios técnicos y profesionales	50,000.00	- 50,000.00	0.00	0.00	0.00	0.00	0.00	0.00	0.00
4000 Bienes de uso	550,008.08	- 550,000.00	8.00	0.80	0.00	0.00	0.00	8.00	0.00
4200 Construcciones	450,000.00	- 450,000.00	0.00	0.00	0.00	0.00	0.00	0.00	0.00
4300 Maquinaria y equipo	100,000.00	- 100,000.00	0.00	0.00	0.00	0.00	0.00	0.00	0.00
13.04.01 Defensa Civil	1,250,088.08	17,532,025.00	18,782,825.00	0.80	18,777,975.00	18,777,975.00	4,050.00	18,777,975.88	0.00
2080 Bienes de consumo	240,000.00	- 240,000.08	0.00	0.80	0.00	0.80	0.00	0.00	0.00
2100 Productos alimenticios agropocunrios y forestales	100,000.00	- 100,000.00	0.00	0.00	0.00	0.00	0.00	0.00	0.00
2200 Textiles y vestuario	50,000.00	- 50,000.00	0.00	0.08	0.00	0.00	0.00	0.00	0.00
2300 Productos de papel, cartón o impresos	50,000.00	- 50,000.00	0.00	0.00	0.00	0.00	0.00	0.00	0.00
2900 Otros bienes de consumo	40,000.00	- 40,000.00	0.00	0.00	0.00	0.00	0.00	0.00	0.00
3000 Servicios no personales	868,880.08	17,922,025.00	18,782,825.00	0.88	18,777,975.00	18,777,975.08	4,050.00	18,777,975.08	8.08
3200 Alquileres y derechos	450,000.00	18,332,025.00	18,782,025.00	0.00	18,777,975.00	18,777,975.00	4,050.00	18,777,975.00	0.00
3400 Servicios técnicos y profesionales	50,000.00	- 50,000.00	0.00	0.00	0.00	0.00	0.00	0.00	0.00
3900 Otros servicios	360,000.80	- 360,000.00	0.00	0.00	0.00	0.00	0.00	0.00	0.00
4008 Bienes de uso	150,888.00	- 150,000.08	0.08	0.00	0.00	0.00	0.00	8.80	0.08
4300 Maquinaria y equipo	100,000.00	- 100,000.00	0.00	0.00	0.00	0.00	0.00	0.00	0.00
4900 Otros bienes de uso	50,000.00	- 50,000.00	0.00	0.00	0.00	0.00	0.00	0.00	0.00
13.04.02 Convenio Policía Provincial	350,088.80	315,928.08	665,928.00	0.00	665,927.40	665,927.40	0.80	0.00	665,927.40
2000 Bienes de consumo	100,000.08	- 100,000.00	0.00	0.00	0.00	0.00	0.00	0.00	0.08
2500 Productos químicos, combustibles y lubricantes	35,000.00	- 35,000.00	0.00	0.00	0.00	0.00	0.00	0.00	0.00

Folio N°001



Estado de Ejecución de Gastos
Por Categoría Programática

Impreso por MROJAS
27/04/2023 13:16

EJERCICIO 2022 DEL 01/01/2022 AL 31/12/2022, UA: 1, Jurisdicción: 1111000000 - 1112999999, Estr. Programática: Todos
Partida: 1100 - 0100, FF: Todas, RE: Todos, Incluye Gastos Figurativos, Disp. sobre PREVENTIVO

Jurisdicción / Estr. Programática / Partida	Programado	Modificado	Vigente	Preventivo	Compromiso	Devengado	Disponible	Pagado	Adeudado
2600 Productos de minerales no metálicos	35,000.00	35,000.00	0.00	0.00	0.00	0.00	0.00	0.00	0.00
2900 Otros bienes de consumo	30,000.00	30,000.00	0.00	0.00	0.00	0.00	0.00	0.00	0.00
3000 Servicios no personales	0.00	665,928.00	665,928.00	0.00	665,927.40	665,927.40	0.60	0.00	665,927.40
3300 Mantenimiento, reparación y limpieza	0.00	665,928.00	665,928.00	0.00	665,927.40	665,927.40	0.60	0.00	665,927.40
5000 Transferencias	250,000.00	250,000.00	0.00	0.00	0.00	0.00	0.00	0.00	0.00
5100 Transferencias al sector privado para financiar gastos corrientes	250,000.00	250,000.00	0.00	0.00	0.00	0.00	0.00	0.00	0.00
14.01.00 Empleo Verde	0.00	1,595,572.00	1,595,572.00	0.00	1,595,571.71	1,435,051.71	0.29	1,435,051.71	0.00
4000 Bienes de uso	0.00	1,595,572.00	1,595,572.00	0.00	1,595,571.71	1,435,051.71	0.29	1,435,051.71	0.00
4300 Maquinaria y equipo	0.00	1,595,572.00	1,595,572.00	0.00	1,595,571.71	1,435,051.71	0.29	1,435,051.71	0.00
18.01.05 PAVIMENTO URBANO	313,000,000.00	274,337,981.44	587,337,981.44	0.00	304,951,607.22	276,353,535.09	282,386,374.22	234,507,465.20	41,846,069.89
4000 Bienes de uso	313,000,000.00	274,337,981.44	587,337,981.44	0.00	304,951,607.22	276,353,535.09	282,386,374.22	234,507,465.20	41,846,069.89
4200 Construcciones	313,000,000.00	274,337,981.44	587,337,981.44	0.00	304,951,607.22	276,353,535.09	282,386,374.22	234,507,465.20	41,846,069.89
16.01.06 PLAN DE PLAYONES MUNICIPALES	5,000,000.00	4,931,697.00	68,303.00	0.00	68,292.30	68,292.30	10.70	68,292.30	0.00
4000 Bienes de uso	5,000,000.00	4,931,697.00	68,303.00	0.00	68,292.30	68,292.30	10.70	68,292.30	0.00
4200 Construcciones	5,000,000.00	4,965,000.00	35,000.00	0.00	34,989.30	34,989.30	10.70	34,989.30	0.00
4900 Otros bienes de uso	0.00	33,303.00	33,303.00	0.00	33,303.00	33,303.00	0.00	33,303.00	0.00
16.01.10 EXTENSION RED DE AGUA	10,000,000.00	15,671,323.00	25,671,323.00	0.00	22,777,322.38	22,777,322.38	2,894,000.62	12,607,322.38	10,170,000.00
3000 Servicios no personales	0.00	1,800,000.00	1,800,000.00	0.00	1,800,000.00	1,800,000.00	0.00	450,000.00	1,350,000.00
3400 Servicios técnicos y profesionales	0.00	1,800,000.00	1,800,000.00	0.00	1,800,000.00	1,800,000.00	0.00	450,000.00	1,350,000.00
4880 Bienes de uso	10,000,000.00	11,403,389.00	21,403,389.80	0.08	18,509,368.48	18,509,368.46	2,894,000.52	11,220,132.28	7,289,256.20
4280 Construcciones	10,000,000.00	9,147,486.00	19,147,486.00	0.00	16,253,485.57	16,253,485.57	2,894,000.43	8,964,229.37	7,289,256.20
4300 Maquinaria y equipo	0.00	2,255,903.00	2,255,903.00	0.00	2,255,902.91	2,255,902.91	0.09	2,255,902.91	0.00
9000 Gastos Figurativos	0.00	2,467,934.00	2,467,934.00	0.00	2,467,933.90	2,467,933.90	0.10	937,198.18	1,530,743.80
9100 Crédito Fiscal	0.00	2,467,934.00	2,467,934.00	0.00	2,467,933.90	2,467,933.90	0.10	937,198.18	1,530,743.80
16.01.11 EXTENSION RED DE CLOACA	10,000,800.00	18,808,000.00	0.00	8.00	8.00	0.00	0.00	0.00	0.00
4880 Bienes de uso	10,000,800.00	18,808,000.00	0.08	0.00	0.00	0.00	8.00	0.00	0.00
4200 Construcciones	10,000,000.00	10,000,000.00	0.00	0.00	0.00	0.00	0.00	0.00	0.00



**Estado de Ejecución de Gastos
Por Categoría Programática**

EJERCICIO 2022 DEL 01/01/2022 AL 31/12/2022, UA: 1, Jurisdicción: 111000000 - 112999999, Estr. Programática: Todos
Partida: 1100 - 9199, FF: Todas, RE: Todos, Incluye Gastos Figurativos, Disp. sobre PREVENTIVO

Impreso por MROJAS

27/04/2023 13:16

Jurisdicción / Estr. Programática / Partida	Programado	Modificado	Vigente	Preventivo	Compromiso	Devengado	Disponible	Pagado	Adeudado
16.01.16 Ciudad Deportiva	7,500,000.00	6,616,122.00	883,878.00	0.00	883,877.06	883,877.06	0.94	883,877.06	0.00
4000 Bienes de uso	7,500,000.00	6,616,122.00	883,878.00	0.00	883,877.06	883,877.06	0.94	883,877.06	0.00
4200 Construcciones	7,500,000.00	6,616,122.00	883,878.00	0.00	883,877.06	883,877.06	0.94	883,877.06	0.00
16.01.17 Dbrs Delegadas	7,500,000.00	5,000,000.00	2,500,000.00	0.00	2,500,000.00	2,500,000.00	0.00	2,500,000.80	0.00
4000 Bienes de uso	7,500,000.00	5,000,000.00	2,500,000.00	0.00	2,500,000.00	2,500,000.80	0.00	2,500,000.00	0.00
4200 Construcciones	7,500,000.00	5,000,000.00	2,500,000.00	0.00	2,500,000.00	2,500,000.00	0.00	2,500,000.00	0.00
16.01.19 Parquización y Espacios Verdes	6,000,000.00	4,877,596.00	1,122,404.00	0.00	1,122,403.50	1,122,403.50	0.50	1,049,863.50	72,520.00
4000 Bienes de uso	6,000,000.00	4,877,596.00	1,122,404.00	0.00	1,122,403.50	1,122,403.50	0.50	1,049,863.50	72,520.00
4200 Construcciones	6,000,000.00	4,877,596.00	1,122,404.00	0.00	1,122,403.50	1,122,403.50	0.50	1,049,863.50	72,520.00
16.01.33 Nuevo Museo Municipal	14,000,000.00	11,150,000.00	2,850,000.00	0.00	0.00	0.00	2,850,000.00	0.00	0.00
4000 Bienes de uso	14,000,000.00	11,150,000.00	2,850,000.00	0.00	0.00	0.00	2,850,000.00	0.00	0.00
4200 Construcciones	14,000,000.00	11,150,000.00	2,850,000.00	0.00	0.00	0.00	2,850,000.00	0.00	0.00
16.01.36 Bicisenda	10,000,000.00	8,786,799.80	18,786,799.00	0.00	18,786,798.30	18,786,798.30	0.70	12,244,436.30	6,542,362.00
4000 Bienes de uso	10,000,000.00	8,786,799.00	18,786,799.00	0.00	18,786,798.30	18,786,798.30	0.70	12,244,436.30	6,542,362.00
4200 Construcciones	10,000,000.00	8,786,799.00	18,786,799.00	0.00	18,786,798.30	18,786,798.30	0.70	12,244,436.30	6,542,362.00
16.01.41 Mejoramiento Bulevares, Avenidas y Veredas	8,500,000.00	8,500,000.00	0.00	0.00	0.00	0.00	0.00	0.00	0.00
4000 Bienes de uso	8,500,000.00	8,500,000.00	0.00	0.00	0.00	0.00	0.00	0.00	0.00
4200 Construcciones	8,500,000.00	8,500,000.00	0.00	0.00	0.00	0.00	0.00	0.00	0.00
16.01.43 PASEO COSTERO	7,500,000.00	7,230,000.00	270,000.00	0.00	270,800.00	270,800.00	0.00	270,800.00	8.00
4000 Bienes de uso	7,500,000.00	7,230,000.00	270,000.00	0.00	270,000.00	270,000.00	0.00	270,000.00	0.00
4200 Construcciones	7,500,000.00	7,230,000.00	270,000.00	0.00	270,000.00	270,000.00	0.00	270,000.00	0.00
16.01.47 Obras de Electrificación	12,000,000.00	12,000,000.00	0.00	0.00	0.00	0.00	0.00	0.00	0.00
4000 Bienes de uso	12,000,000.00	12,000,000.00	0.00	0.00	0.00	0.00	0.00	0.00	0.00
4200 Construcciones	12,000,000.00	12,000,000.00	0.00	0.00	0.00	0.00	0.00	0.00	0.00
16.01.48 Red de Gas	5,000,000.00	4,794,106.00	205,894.00	0.00	205,893.09	205,893.09	0.91	205,893.09	0.00
4000 Bienes de uso	5,000,000.00	4,794,106.00	205,894.00	0.00	205,893.09	205,893.09	0.91	205,893.09	0.00



Estado de Ejecución de Gastos
Por Categoría Programática

Impreso por MROJAS
27/04/2023 13:16

EJERCICIO 2022 DEL 01/01/2022 AL 31/12/2022, UA: 1, Jurisdicción: 111000000 - 1112999999, Estr. Programática: Todos
Partida: 1100 - 9199, FF: Todas, RE: Todos, Incluye Gastos Figurativos, Disp. sobre PREVENTIVO

Jurisdicción / Estr. Programática / Partida	Programado	Modificado	Vigente	Preventivo	Compromiso	Devengado	Disponible	Pagado	Aduddo
4200 Construcciones	5,000,000.00	4,794,106.00	205,893.00	0.00	205,893.09	205,893.09	0.91	205,893.09	0.00
18.01.50 Accesibilidad Universal	6,000,000.00	6,000,000.00	0.00	0.00	0.00	0.00	0.00	0.00	0.00
4000 Bienes de uso	8,000,000.00	6,000,000.00	0.00	0.00	0.00	0.00	0.00	0.00	0.00
4200 Construcciones	6,000,000.00	6,000,000.00	0.00	0.00	0.00	0.00	0.00	0.00	0.00
16.01.52 nucleamiento educativo N°5	0.00	3,909,894.00	3,909,894.00	0.00	3,909,892.54	3,909,892.54	1.46	3,308,677.10	603,215.44
4000 Bienes de uso	0.00	3,306,678.00	3,306,678.00	0.00	3,306,677.10	3,306,677.10	0.90	3,306,677.10	0.00
4200 Construcciones	0.00	3,306,678.00	3,306,678.00	0.00	3,306,677.10	3,306,677.10	0.90	3,306,677.10	0.00
5000 Transferencias	0.00	603,216.00	603,216.00	0.00	603,215.44	603,215.44	0.56	0.00	603,215.44
5400 Transferencias al Sector Público Provincial	0.00	603,216.00	603,216.00	0.00	603,215.44	603,215.44	0.56	0.00	603,215.44
16.01.53 Conectividad y revalorización Polo Administrativo	0.00	10,125,597.00	10,125,597.00	0.00	10,125,596.15	10,096,979.37	0.85	7,540,289.23	2,556,690.14
4000 Bienes de uso	0.00	10,125,597.00	10,125,597.00	0.00	10,125,596.15	10,096,979.37	0.85	7,540,289.23	2,556,690.14
4200 Construcciones	0.00	10,125,597.00	10,125,597.00	0.00	10,125,596.15	10,096,979.37	0.85	7,540,289.23	2,556,690.14
16.01.54 FONDO INFRAESTRUCTURA ORD 2302	0.00	488,896,196.86	488,896,196.86	0.00	364,834,794.81	364,261,069.79	124,061,402.05	338,787,008.94	25,494,080.85
4000 Bienes de uso	0.00	488,722,261.86	488,722,261.86	0.00	363,944,336.71	363,390,611.69	124,777,925.15	337,896,550.84	25,494,080.85
4200 Construcciones	0.00	443,722,261.86	443,722,261.86	0.00	347,050,693.13	346,476,968.11	96,691,568.73	320,982,907.26	25,494,080.85
4300 Maquinaria y equipo	0.00	43,000,000.00	43,000,000.00	0.00	15,787,094.97	15,787,094.97	27,212,905.03	15,787,094.97	0.00
4900 Otros bienes de uso	0.00	2,000,000.00	2,000,000.00	0.00	1,126,548.81	1,126,548.61	873,451.39	1,126,548.61	0.00
9000 Gastos Figurativos	0.00	173,935.00	173,935.00	0.00	890,458.10	890,458.10	716,523.10	890,458.10	0.00
9100 Crédito Fiscal	0.00	173,935.00	173,935.00	0.00	890,458.10	890,458.10	716,523.10	890,458.10	0.00
16.01.55 SUMIDEROS PLUVIALUVIONALES	0.00	49,717,000.00	49,717,000.00	0.00	17,929,237.76	17,929,237.76	31,787,762.24	17,929,237.76	0.00
4000 Bienes de uso	0.00	47,838,000.00	47,838,000.00	0.00	16,050,237.76	16,050,237.76	31,787,762.24	16,050,237.76	0.00
4200 Construcciones	0.00	47,838,000.00	47,838,000.00	0.00	16,050,237.76	16,050,237.76	31,787,762.24	16,050,237.76	0.00
5000 Transferencias	0.00	1,879,000.00	1,879,000.00	0.00	1,879,000.00	1,879,000.00	0.00	1,879,000.00	0.00
5200 Transferencias al sector privado para financiar gastos de capital	0.00	1,879,000.00	1,879,000.00	0.00	1,879,000.00	1,879,000.00	0.00	1,879,000.00	0.00
16.02.01 Mantenimiento de Escuelas	8,500,000.00	37,334,208.00	43,834,208.00	0.00	30,234,205.51	29,954,205.51	13,600,002.49	23,096,092.44	6,858,113.07
2000 Bienes de consumo	0.00	3,853,027.00	3,853,027.00	0.00	3,853,026.43	3,853,026.43	0.57	2,569,788.98	1,263,237.45
2500 Productos químicos, combustibles y lubricantes	0.00	18,430.00	18,430.00	0.00	18,430.00	18,430.00	0.00	18,430.00	0.00




**Estado de Ejecución de Gastos
Por Categoría Programática**

Impreso por MROJAS

EJERCICIO 2022 DEL 01/01/2022 AL 31/12/2022, UA: 1, Jurisdicción: 1111000000 - 1112999999, Estr. Programática: Todos
Partida: 1100 - 9199, FF: Todas, RE: Todos, Incluye Gastos Figurativos, Disp. sobre PREVENTIVO

27/04/2023 13:16

Jurisdicción / Estr. Programática / Partida	Programado	Modificado	Vigente	Preventivo	Compromiso	Devengado	Disponible	Pagado	Adeudado
2700 Productos metálicos	0.00	1,018,032.00	1,018,032.00	0.00	1,018,032.04	1,018,032.04	0.04	1,011,912.04	6,120.00
2800 Minerales	0.00	135,720.00	135,720.00	0.00	135,720.00	135,720.00	0.00	0.00	135,720.00
2900 Otros bienes de consumo	0.00	2,680,845.00	2,680,845.00	0.00	2,680,844.39	2,680,844.39	0.61	1,559,446.94	1,121,397.45
3000 Servicios no personales	6,500,000.00	33,011,827.00	39,511,627.00	0.00	25,911,826.13	25,631,826.13	13,600,000.87	20,092,036.47	5,539,789.66
3100 Servicios básicos	0.00	242,400.00	242,400.00	0.00	242,400.00	242,400.00	0.00	242,400.00	0.00
3300 Mantenimiento, reparación y limpieza	6,500,000.00	32,489,427.00	36,989,427.00	0.00	25,389,426.13	25,389,426.13	13,600,000.87	19,849,636.47	5,539,789.66
3900 Otros servicios	0.00	280,000.00	280,000.00	0.00	280,000.00	0.00	0.00	0.00	0.00
5000 Transferencias	0.00	469,354.00	469,354.00	0.00	469,352.95	469,352.95	1.05	414,266.99	55,085.96
5200 Transferencias al sector privado para financiar gastos de capital	0.00	255,490.00	255,490.00	0.00	255,489.75	255,489.75	0.25	214,686.14	40,803.61
5400 Transferencias al Sector Público Provincial	0.00	199,581.00	199,581.00	0.00	199,580.85	199,580.85	0.15	199,580.85	0.00
5900 Otras Transferencias	0.00	14,283.00	14,283.00	0.00	14,282.35	14,282.35	0.65	0.00	14,282.35
1.1.1.2.00.00.00 HCD	160,354,700.00	34,161,653.00	126,172,847.08	0.00	126,172,845.46	126,172,845.46	1.54	126,172,845.46	0.00
1.01.00 Administración y Gestión Legislativa	160,354,700.00	34,181,853.00	126,172,847.00	0.00	126,172,845.46	126,172,845.46	1.54	126,172,845.46	0.00
5000 Transferencias	160,354,700.00	34,181,853.00	126,172,847.00	0.00	126,172,845.46	126,172,845.46	1.54	126,172,845.46	0.00
5300 Transferencias al sector público para financiar gastos corrientes	0.00	26,479,124.00	26,479,124.00	0.00	26,479,123.15	26,479,123.15	0.85	28,479,123.15	0.00
5500 Transferencias al Sector Público Municipal	160,354,700.00	62,660,977.00	97,693,723.00	0.00	97,693,722.31	97,693,722.31	0.69	87,693,722.31	0.00
TOTAL GENERAL	1,838,605,700.00	2,355,930,315.33	4,194,536,015.33	0.00	3,717,021,382.42	3,662,066,651.69	477,514,632.91	3,243,446,514.76	418,640,136.93



[Signature]
Cr. César A. Sánchez Tobehere
CONTADOR MUNICIPAL
Municipalidad de R.D.L. Sauces

[Signature]
BANEGAS ROMINA I.
Dni: 30.057.769
Secretaria de Economía,
Hacienda y Finanzas Públicas
MUNICIPALIDAD DE R.D.L.S

[Signature]
NORMA SEPULVEDA
DNI 28.802.795
INTENDENTA
MUNICIPALIDAD DE R.D.L.S